



EFFECTIVE PARISH ASSESSMENT

An opportunity to optimize your Parish health & operational excellence

OUR CHALLENGE

47%

of cradle
Orthodox
have left the
Church

64%

of young
people fall
away from
the Church

26%

of Orthodox
Christians regularly
attend Church

99%

of Orthodox Parishes
are dependent on
festivals and fundraisers
to fund their needs

Is this a “good account before the awesome judgment seat of Christ?”



- ~ Doctors can assess your personal health.
- ~ Financial planners can assess your financial health.
- ~ Until now, your Parish lacked similar empirical and validated assessment tools to assess its operational health and effectiveness.
- ~ After 20+ years of working with over 500 Orthodox parishes, the **Orthodox Ministry Services (OMS)** team developed its **Effective Parish Assessment (EPA)**.
- ~ The **EPA** is a reliable, easy, and empirical way to assess the health and operational effectiveness of your Parish.

ORTHODOX EFFECTIVE PARISHES

- 1. Are innovative Parishes willing to examine their needs and the root causes of their biggest issues**
- 2. Will consider best practices to improve their effectiveness and address their greatest challenges**
- 3. Are led by experienced Clergy willing to support a Parish self-assessment and improvement process**
- 4. Have a Parish Council and Ministry Leaders committed to positively improving their Parish's health and operational effectiveness**

THE SOLUTION

Empirical research has identified 6 Operational Pillars and 30 Operational Building Blocks that must be optimized to excellence in the most healthy and effective Orthodox Parish.

OMS EFFECTIVE PARISH MODEL



THE SOLUTION

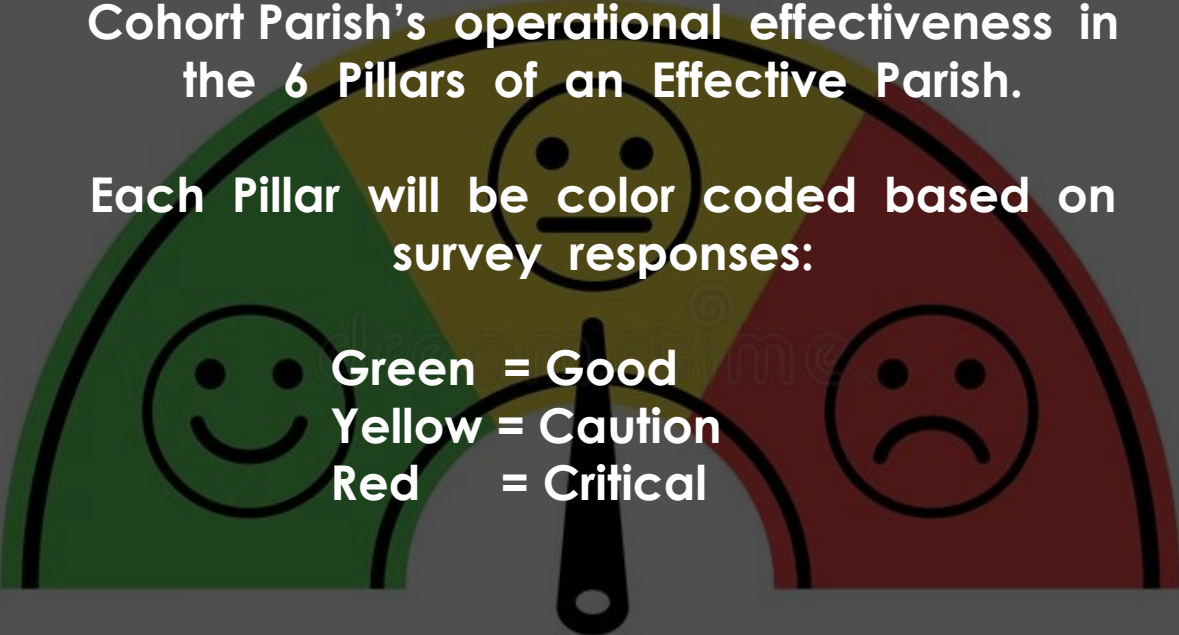
- ~ OMS provides its unique Effective Parish Assessment 1 (EPA 1) of the 6 Pillars of operational excellence and its Effective Parish Assessment 2 (EPA 2) of the 30 Building Blocks of operational excellence.
- ~ After the Effective Parish Assessment is completed and analyzed, Parishes will receive a confidential and accurate assessment of the “current state” of their Parish that identifies where operational improvements would be most beneficial.



OMS Effective Parish Assessment 1

The EPA 1 online assessment evaluates a Cohort Parish's operational effectiveness in the 6 Pillars of an Effective Parish.

Each Pillar will be color coded based on survey responses:



Green = Good
Yellow = Caution
Red = Critical

EPA 1

OMS Effective Parish Assessment 2

The EPA 2 online assessment evaluates in greater depth the Building Blocks in any of the 6 Pillars in the Red Critical category after the EPA 1.

Each Building Block area in each Pillar assessed will be color coded based on survey responses:

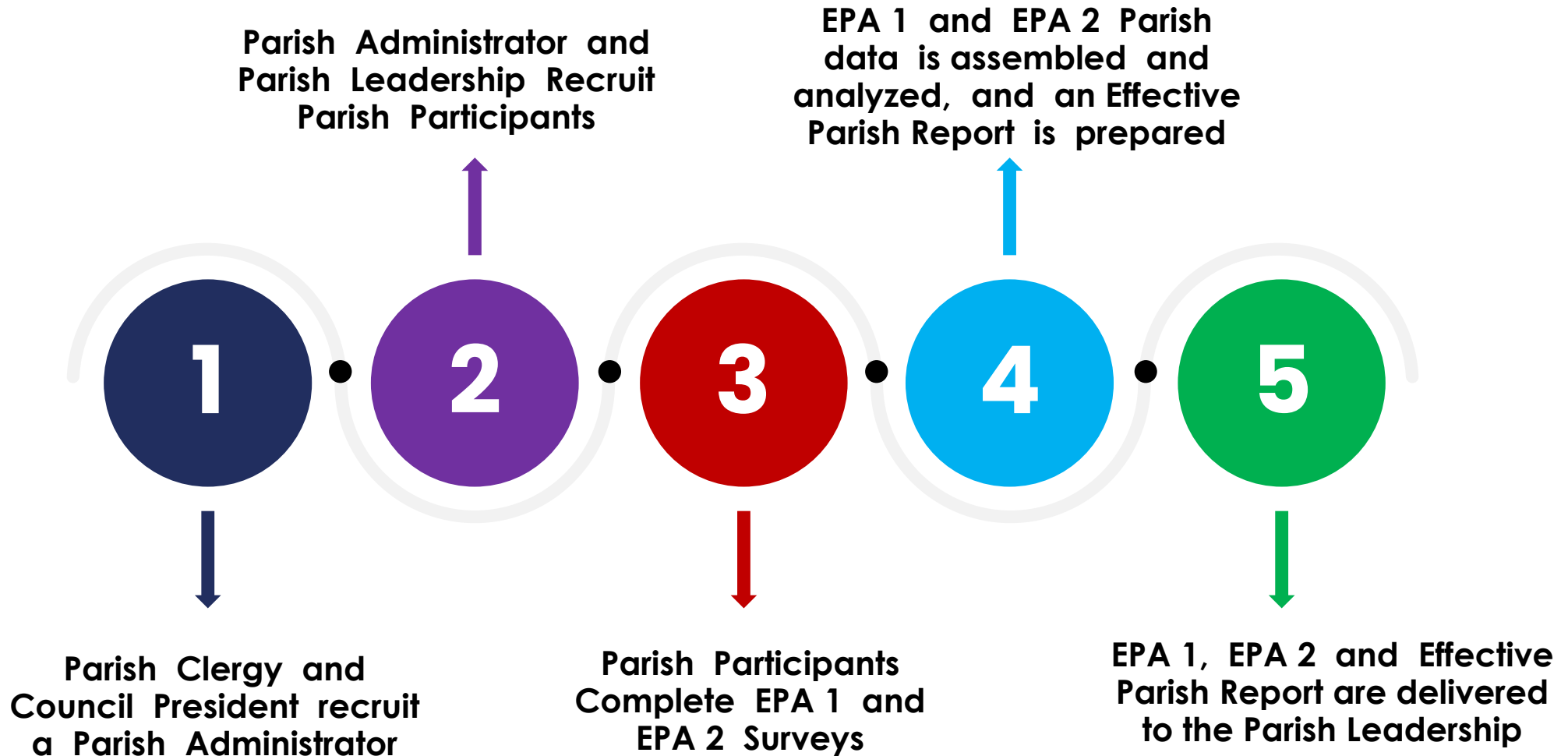
Green = Good
Yellow = Caution
Red = Critical


EPA 2

EFFECTIVE PARISH PARTICIPANTS

- **ALL parishioners will be asked to participate**
- **A Parish Administrator will help ensure responses from:**
 - ~ all Clergy and Parish staff
 - ~ at least 5 Parish Council members
 - ~ at least 5 Ministry Leaders
 - ~ at least 20 parishioners not in leadership positions who represent the diversity of the Parish

THE 5 STEPS IN THE EFFECTIVE PARISH JOURNEY





QUESTIONS ?

Contact: Bill Marianes ~ info@effectiveparish.org